

FEATURES:

- Replaces Gantry System III
- Moving gantry provides large stationary work surface
- All axes provided with home reference switch and far end limit switch with ± 0.01 mm (± 0.0004 in) repeatability
- Y-axis is provided with aluminum dust cover and plastic lip seals to provide protection against contaminants
- X-axis bearings and drive screw are mounted beneath the work surface to protect them from dust and debris
- 2-patented double linear rails and 4-patented double bearing blocks on each axis
- Models 027, 040, 054 & 067 feature 125 oz·in stepper motors, model HL2600M210001
- Model 130 features 150 oz·in stepper motor, model HZ2600M210002
- All models with 216W servomotor option feature motor model HZ2600M1050XY3 with line driver optical rotary encoder, 1000 line
- Standard anti-backlash ball screw and nut, 16 mm diameter with 5 mm pitch
- Heavy cast aluminum side plates support the Y-axis and provide increased stiffness for cutting and positioning applications
- Standard clearance under the gantry is 190 mm (7.5 in) (optional gantry clearance heights of 300 mm (11.8 in) and 500 mm (19.7 in) available)
- Work surface constructed of flat milled 30 x 250 mm (1.2 x 9.8 in) aluminum table plates
- Plastic guards not included



XY GANTRY SELECTION

CATALOG NUMBER

HL32 BM203 05

- Motor Drive**
- X No Motor
 - V Servomotor 216W
 - S Stepper Motor
 - C Crank Handle
 - L Servomotor 145W

- Gantry Clearance**
- 2 190 mm (7.5 in)
 - 3 300 mm (11.8 in)
 - 5 500 mm (19.7 in)

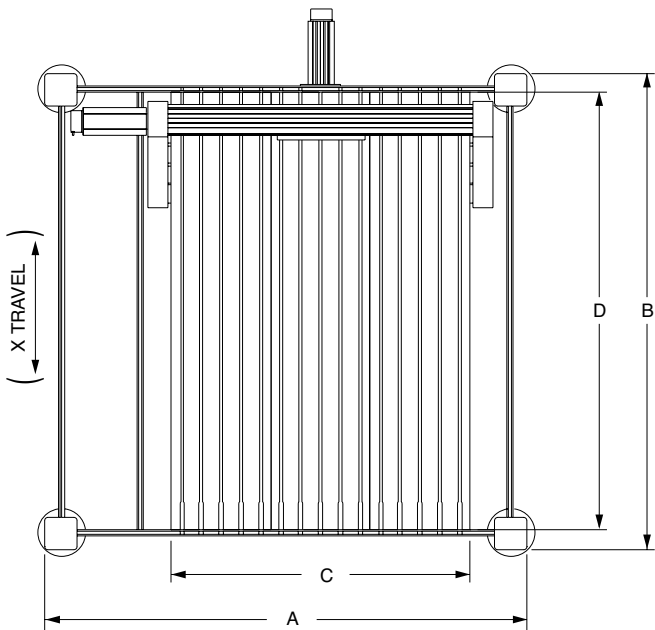
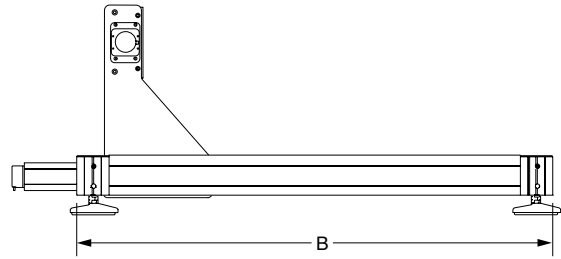
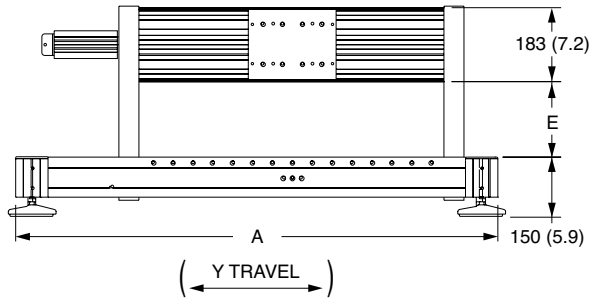
Model
015
027
040
054
067
130

Model	Table Size mm (in)	Travel (X – Y) mm (in)
015	600 x 500 (23.6 x 19.7)	350 x 290 (13.8 x 11.4)
027	850 x 750 (33.5 x 29.5)	500 x 530 (19.7 x 20.9)
040	1100 x 750 (43.3 x 29.5)	750 x 530 (29.5 x 20.9)
054	1350 x 750 (53.1 x 29.5)	1000 x 530 (39.4 x 20.9)
067	1350 x 1000 (53.1 x 39.3)	850 x 780 (33.5 x 30.7)
130	1750 x 1250 (68.9 x 49.2)	1250 x 1030 (49.2 x 40.6)

EXAMPLE: To order an XY Gantry System with Stepper Motor (S), 190 mm Gantry Clearance (1) & 500 x 530 mm Travel (027), the Catalog Number is **HL32SBM203202705**.

An XYZ Gantry System FB2 consists of an XY Gantry and a Z-Axis selected from page 66.

For mating connectors and cables, see page 119. For motor standoffs and couplings, see page 107.



See Web site for complete CAD drawings

Model	Travel		A mm (in)	B mm (in)	C mm (in)	D mm (in)	E mm (in)
	X mm (in)	Y mm (in)					
015	350 (13.8)	290 (11.4)	900 (54.4)	666 (26.2)	500 (19.7)	600 (23.6)	125 (4.9)
027	500 (19.7)	530 (20.9)	1210 (47.6)	946 (37.2)	750 (29.5)	850 (33.5)	190 (7.5)
040	750 (29.5)	530 (20.9)	1210 (47.6)	1196 (47.1)	750 (29.5)	1100 (43.3)	190 (7.5)
054	1000 (39.4)	530 (20.9)	1210 (47.6)	1446 (56.9)	750 (29.5)	1350 (53.1)	190 (7.5)
067	850 (33.5)	780 (30.7)	1460 (57.5)	1446 (56.9)	1000 (39.4)	1350 (53.1)	190 (7.5)
130	1250 (49.2)	1030 (40.6)	1710 (67.3)	1846 (72.7)	1250 (49.2)	1750 (68.9)	190 (7.5)

SPECIFICATIONS		
Repeatability	±0.01 mm (± .0004 in)	
Accuracy	± 0.1 mm / 300 mm (± .004 in / 12 in)	
Max. Z-Axis Load	22.7 kg (50 lb)	
Motor Drives	Stepper	Servo
No Load Speed	127 mm / sec (5 in / sec)	152 mm / sec (6 in / sec)
Thrust Force at Low Speed	91 kg (200 lb)	113 kg (250 lb)
Resolution	0.0125 mm (.0005 in)	0.0025 mm (.0001 in)

NOTES ON SPECIFICATIONS:

Stepper motor is **HL2600M210001** for models 027, 040, 054, 067 and **HL2600M210002** for Model 115, as described on page 115, half-step mode, with 4.5A / phase, 40V chopper driver. 200W servomotor is model **HZ2600M1050XY3** as described on page 83, operating with 6A / 80V chopper amplifier and 1000 line encoder operating in quadrature. These figures will of course vary with different loads, amplifiers and acceleration profiles provided by the controller.

NOTE: Dimensions in () are inch