

FEATURES:

- One piece aluminum body with Teflon lips protect from dust and dirt
- Compact, modular design with t-slots on 3-sides for easy mounting
- Available with many motor options
- Features precision rolled ball screw and patented antibacklash ball nut for precise play-free positioning
- Home reference and far end limit switch with a repeatability of ± 0.02 mm ($\pm .0008$ in)
- Available with single or dual bearing carriage
- Max load 400 lbs
- Two precision steel rails $\text{\O}12\text{h}6$ with either one or two bearing carriage
- Speed up to 20 in/sec (subject to motor and driver package)
- Narrow base 75 mm width
- 55 Standard travels From 110 to 2840 mm
- CAD drawings available for download
- Can be configured as XY or XYZ
- Complete electronics package available to complete your application
- Anti-backlash $\text{\O}16$ mm (.6 in) ball screw drives with pitches of 2.5 (.1), 5(.2), 10 (.4) and 20 mm (.8 in) available
- Repeatability : ± 0.01 mm ($\pm .0004$ in)
- Accuracy : ± 0.1 mm / 300 mm ($\pm .004$ in / 12 in)

EXAMPLE: To order a LES Ball Screw Slide with Stepper 155 oz. w/ Brake, 10 mm (.4 in) Pitch Ball Screws, Side Mount (K), and Dual Carriage (2), and 110 mm Travel, the Catalog Number is HL31L4MK0390210A.



LES 4 SLIDE SELECTION

CATALOG NUMBER

HL31L4M

Motor

- B Direct Motor Mount
- K Side Mount Motor

Code

0290
0390
0490
0590
0690
0790
0890
0990
1090
1190
1290
1390
1490
1590
1690
1790
1890
1990
2090
2190
2290
2390
2490
2590
2690
2790
2890
2990

Motor Option

- A Stepper 155 oz. w/ Brake
- B Brushed DC Servo (200W) w/ Brake
- E Brushless DC Servo (156W) w/ Brake
- W Stepper 254 oz. in w/ Brake
- S Stepper (155 oz. in)
- V Brushed DC Servo (200W)
- Q Brushless DC Servo (156W)
- T Stepper (254 oz. in)
- P Brushless DC Servo (235W)
- X No Motor

Ball Screw Lead

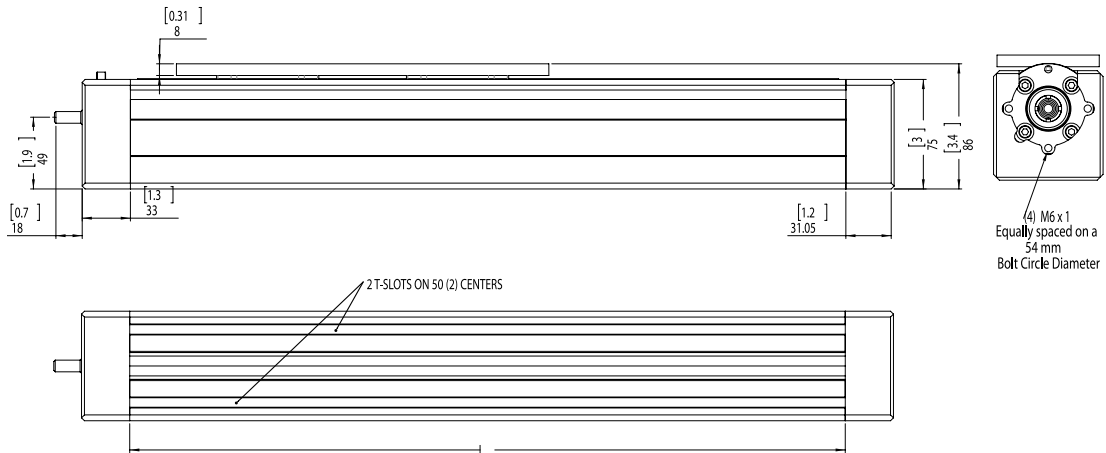
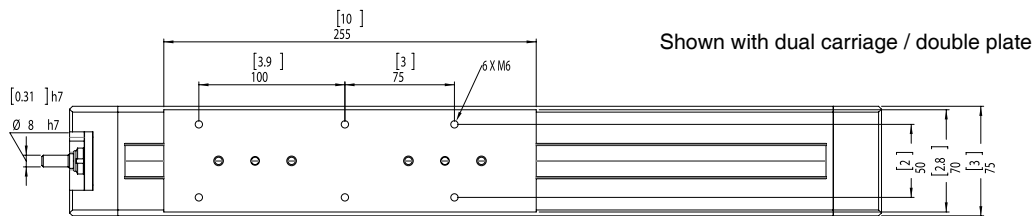

- 02 2.5 mm
- 05 5 mm
- 10 10 mm
- 20 20 mm

Carriage Bearing Plate

- 1 Single Carriage / Single Plate
- 2 Dual Carriage / Double Plate

Code	Travel with 1 Carriage (mm)	Travel with 2 Carriage (mm)
0290	140	N/A
0390	240	110
0490	340	210
0590	440	310
0690	540	410
0790	640	510
0890	740	610
0990	840	710
1090	940	810
1190	1040	910
1290	1140	1010
1390	1240	1110
1490	1340	1210
1590	1440	1310
1690	1540	1410
1790	1640	1510
1890	1740	1610
1990	1840	1710
2090	1940	1810
2190	2040	1910
2290	2140	2010
2390	2240	2110
2490	2340	2210
2590	2440	2310
2690	2540	2410
2790	2640	2510
2890	2740	2610
2990	2840	2710

For mating connectors and cables, see page 119. For motor standoffs and couplings, see page 107.



SPECIFICATIONS

Repeatability	± 0.01 mm (± .0004 in)
Accuracy	± 0.1 mm / 300 mm (± 0.004 in / ft)

NOTE: Dimensions in () are inch