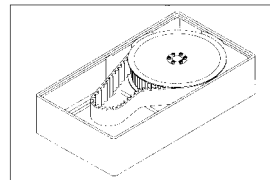

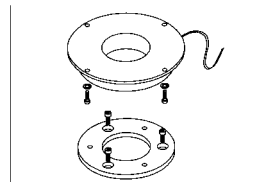


FEATURES

- ◆ Compact, modular design suitable for general applications in horizontal or vertical mount.
- ◆ Available with either 306 oz•in stepper motor or 330W servo motor option
- ◆ Hardened, ground and flat milled Ø125 mm steel disk rotary surface
- ◆ Low backlash operation
- ◆ Large load capacity
- ◆ Final output reductions available in the following ratios: 1:6, 1:18, 1:54, 1:162, by connecting 1:3 belt reduction modules in series with each other
- ◆ Rigid cast aluminum body for durability
- ◆ Options include Ø490 mm flat milled aluminum attachment disk, Ø200 mm T-slotted attachment disk, 3-jaw chuck set, magnetic brake



**Belt Reduction Unit
HL5600M269010**



**Magnetic Brake
HL5600M269002**



**3-Jaw Chuck
HL5600M269060125**



**Flat Disk 19" Diameter
HL5600M269051500
(Same as Rotary Table RF)**

CATALOG NUMBER

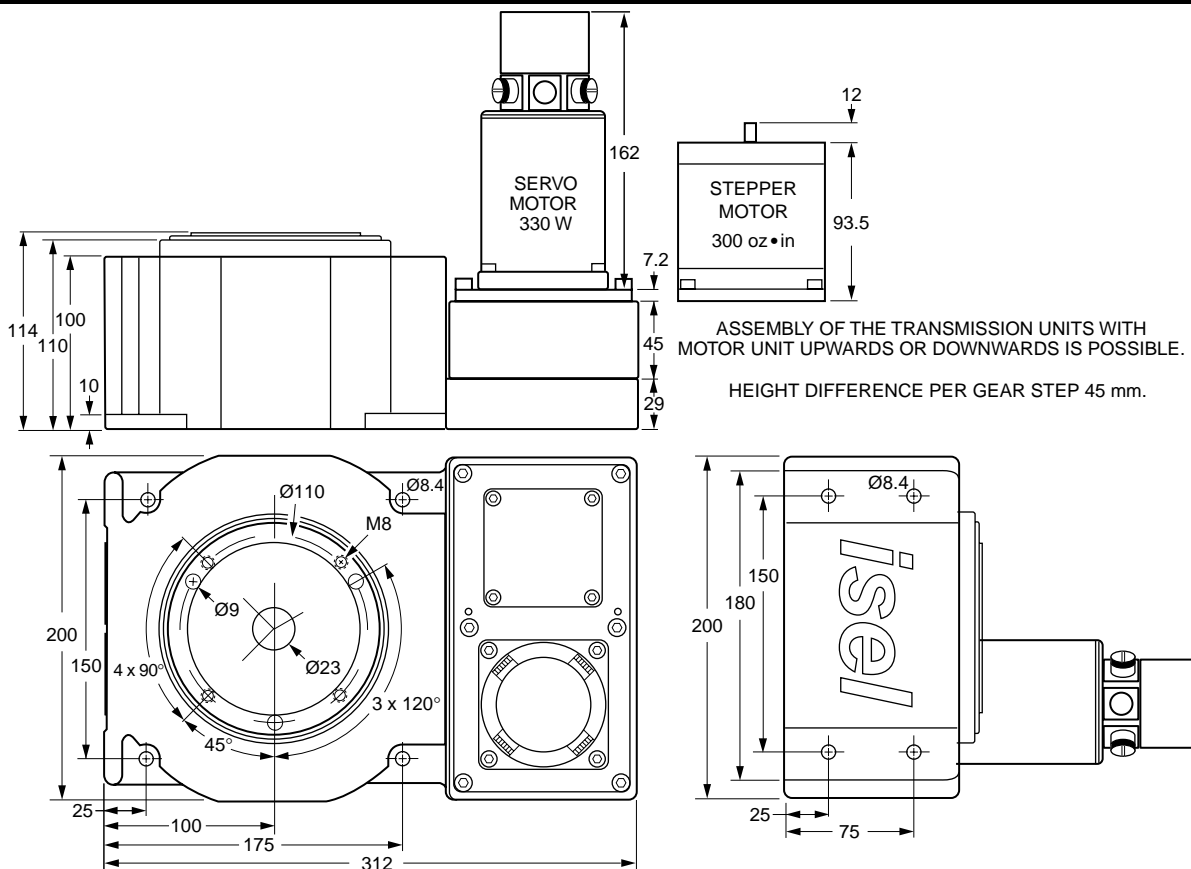
HL36 0M260

- 0 No Magnetic Brake
- 1 With Magnetic Brake
- 0 1:6 Output Reduction
- 1 1:18 Output Reduction
- 2 1:54 Output Reduction
- 3 1:162 Output Reduction
- 0 Motor Mounted Above Base
- 1 Motor Mounted Below Base

- S Stepper Motor
- V Servo Motor

For mating connectors and cables, see page 166.

2 MACHINES & SLIDES



SPECIFICATIONS	
POSITIONING ACCURACY	
Runout of Face Plate	≤ 0.02 mm
Concentricity of Face Plate	≤ 0.02 mm
Concentricity of the Center Shaft	≤ 0.02 mm
MATERIAL	
Body	Aluminum Casting
Tracks	Hardened and Ground Tool Steel
Roll Barrel	Roller Bearing Steel
Setup Assembly	Any Position
Limit Switch	Reed Sensor
Operating Temperature Range	0°C to +70°C
Maximum Force Load Perpendicular to Disc	5000 N (1125 lb) Brake Closed
Maximum Torque Load on Disc about Disc Diameter	160 Nm (120 lb•ft) Brake Closed
Holding Torque of Magnetic Brake	55 Nm (40 lb•ft)

					Maximum Loads for Mounting Orientations (brake open)			
	Output Reduction	Resolution	Output Torque	Output rpm	Table:	Horizontal	Vertical	Vertical
					Load:	Vertical	Vertical	Horizontal
Stepper Motor	1:6	9 min	12 Nm	243		40 kg	20 kg	40 kg
	1:18	3 min	36 Nm	81		80 kg	30 kg	60 kg
	1:54	1 min	48 Nm	27		120 kg	40 kg	80 kg
	1:162	20 sec	48 Nm	9		160 kg	40 kg	80 kg
Servo Motor	1:6	3.6 min	8 Nm	540		50 kg	20 kg	40 kg
	1:18	1.2 min	28 Nm	180		100 kg	30 kg	60 kg
	1:54	24 sec	48 Nm	60		140 kg	40 kg	80 kg
	1:162	8 sec	48 Nm	20		180 kg	40 kg	80 kg